

# HOW TO USE QUILLBOT PARAPHRASING TOOL FOR ACADEMIC WRITING

Presented  
By

Lect. Yagthan Mohammmd Haider



# What is Quillbot?

---

- QuillBot is an online application or Artificial Intelligence (AI) tool system to paraphrase writing, avoid plagiarism, summarize long sentences and improve grammar to be more precise and look professional
- In the application of writing sentences or paragraphs in English, one of the techniques that can be used by students is the paraphrasing technique.
- With this technique, students are expected to be able to develop and sequence ideas correctly, logically, and following the logic of the language so that it will not change the meaning of a text.

# What is Quillbot?

---

- QuillBot offers a product that uses artificial intelligence (AI) to suggest paraphrases (Dale, 2020).
- It automatically takes away, adds, or changes words to create a brand new sentence.
- QuillBot provides a solution by helping paraphrase when teachers and students do not have the idea to paraphrase writing manually (Kusuma, 2020a, p. 64).
- This tool simply rewrites texts after we write or paste the texts and then press the Paraphrase button (Kinga & Gupta, 2021).

# WHAT IS PARAPHRASING

---

- “to paraphrase” means “to express the meaning of (the writer or speaker or something written or spoken) using different words, especially to achieve greater clarity.”

“

ORIGINAL

“The weather was very rainy, so he decided to pack accordingly. He brought rain boots, an umbrella, and a waterproof jacket. Although there was heavy cloud cover, the news said it was going to lighten up by the afternoon, so he packed his favorite sunglasses.”

“

PARAPHRASED

***“He packed ahead for the rainy day, and he also brought sunglasses in case it got sunny.”***

# WHAT IS PLAGIARISM

---

- Plagiarism means to pass off someone else's work, intentionally or unintentionally, as your own.
- This might be by copying or paraphrasing someone's published or unpublished work without proper acknowledgment.

# Does Quillbot Avoid Plagiarism?

---

---

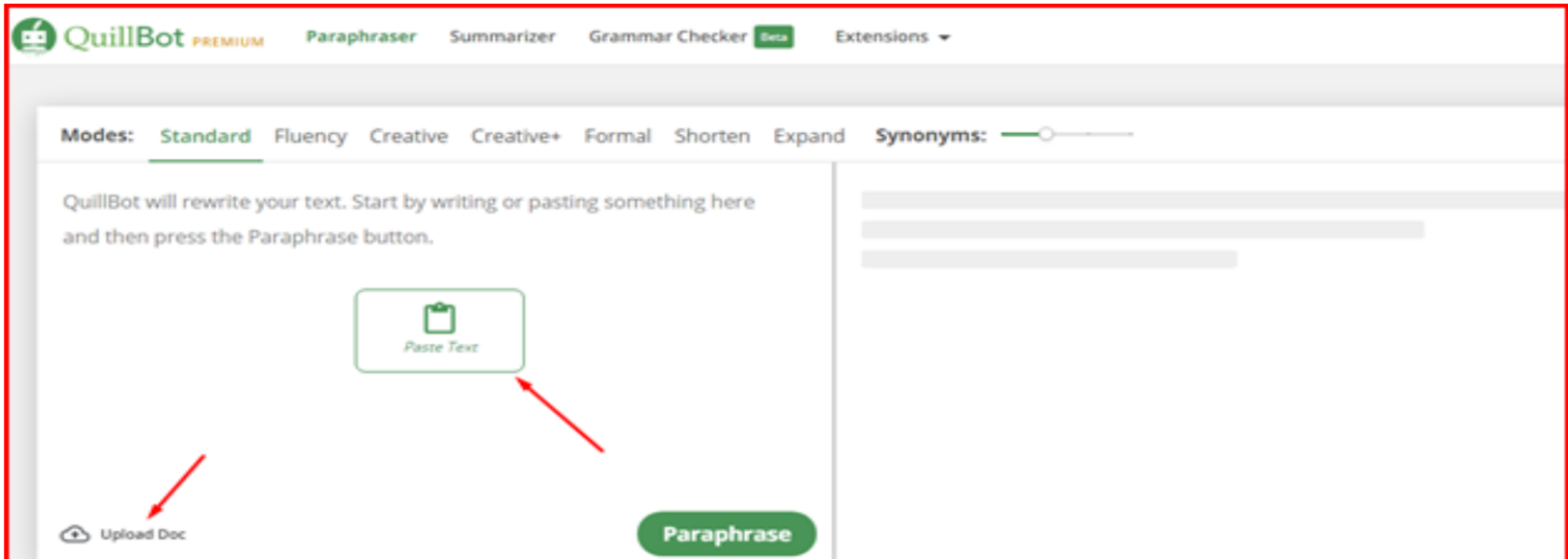
- Quillbot does help writers in paraphrasing the original content. And with some extra work and a clear mindset about content and grammar rules, writers can make Quillbot work for them seamlessly.
- To avoid plagiarism with Quillbot, you should always revise your content and making some manual edits. Alongside that, always have in mind the importance of citations.
- An adequately cited content can go a long way, and it will also help in dodging plagiarism to some extent. You should always link back to the source and credit them clearly to give more value to your own content.
- Quillbot avoids plagiarism to some extent, but if you do not manually edit and revise the automated content, your content will set off the plagiarism detector software.

# HOW TO USE QUILLBOT

---

---

- Open Quillbot website. Or install the browser/MS Word extension.
- In the empty bar on the left you may either type or paste your text. Paste your source content in the blank field and click on the “paraphrase” button, or upload doc as shown in the options.

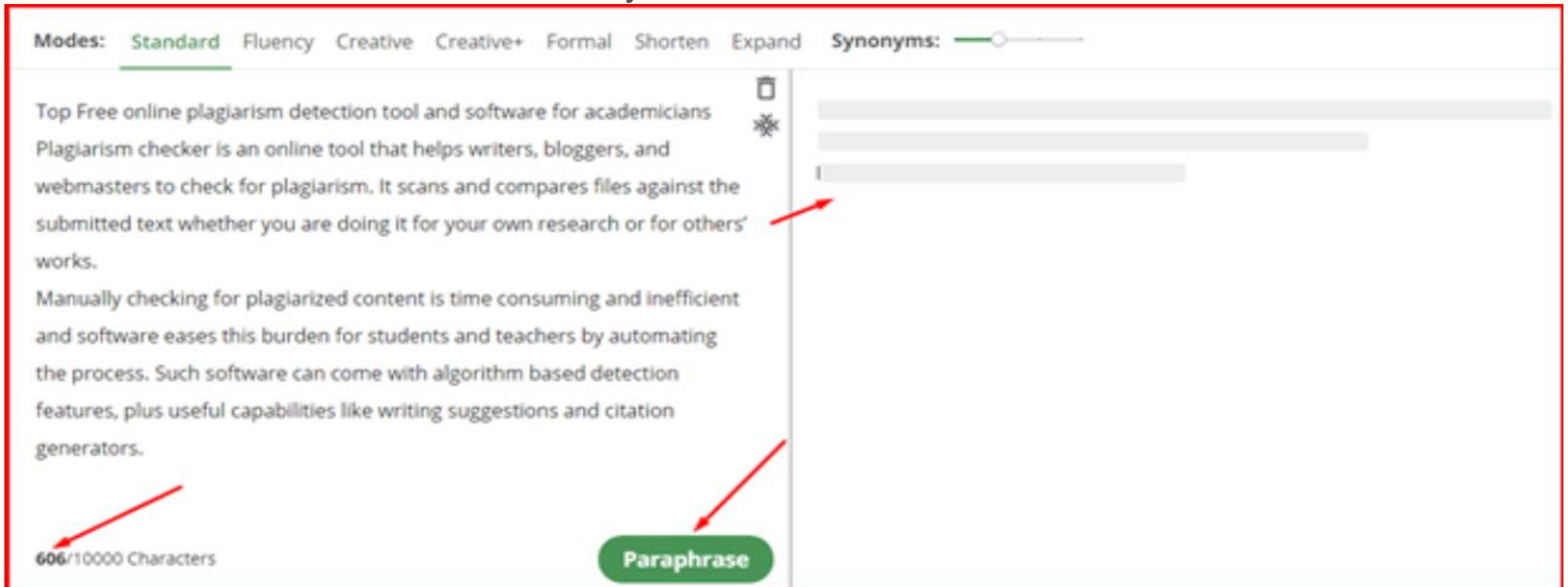


# HOW TO USE QUILLBOT

---

---

- Wait a few moments till you get the paraphrased content in the bar on the right side.
- The number of characters in your text is shown in the box as seen below.



The screenshot displays the QuillBot web interface. At the top, there are mode selection tabs: **Modes:** Standard (selected), Fluency, Creative, Creative+, Formal, Shorten, Expand, and a **Synonyms:** slider. The main text area on the left contains the following text:

Top Free online plagiarism detection tool and software for academicians  
Plagiarism checker is an online tool that helps writers, bloggers, and webmasters to check for plagiarism. It scans and compares files against the submitted text whether you are doing it for your own research or for others' works.  
Manually checking for plagiarized content is time consuming and inefficient and software eases this burden for students and teachers by automating the process. Such software can come with algorithm based detection features, plus useful capabilities like writing suggestions and citation generators.

At the bottom left, a character count shows **606/10000 Characters**. At the bottom center, there is a green **Paraphrase** button. On the right side, there are three horizontal bars representing the paraphrased content, with a vertical line indicating the current position. Three red arrows point to the character count, the Paraphrase button, and the paraphrased content area.



# HOW TO USE QUILLBOT

- When the AI finishes altering the text, it will pop up in the right section of the interface. Your screen will look something like this:

The screenshot displays the QuillBot web interface. At the top, there are tabs for 'Modes' (Standard, Fluency, Creative, Formal, Shorten, Expand) and a 'Synonyms' slider. The main area is split into two columns. The left column contains the original text: 'This is some sample text I wrote for the tutorial. This text will be paraphrased by QuillBot and you will see some differences between the old text and the new text. Hopefully this tutorial helps you!'. The right column shows the paraphrased text: 'This is some sample text for the tutorial that I wrote. QuillBot will paraphrase this text, and you will notice some alterations between the old and new versions. Hopefully, you'll find this guide useful!'. The paraphrased text uses color-coding: blue for unchanged words, orange for changed words, and yellow for structural changes. At the bottom left, it shows '200/10000 Characters' and a green 'Rephrase' button. At the bottom right, it shows '3 Sentences' and icons for keyboard, download, and copy. A legend at the very bottom identifies the color-coding: orange for 'Changed Words', yellow for 'Structural Changes', and blue for 'Longest Unchanged Words'.

Modes: Standard Fluency Creative Formal Shorten Expand Synonyms:

This is some sample text I wrote for the tutorial. This text will be paraphrased by QuillBot and you will see some differences between the old text and the new text. Hopefully this tutorial helps you!

This is some sample text for the tutorial that I wrote. QuillBot will paraphrase this text, and you will notice some alterations between the old and new versions. Hopefully, you'll find this guide useful!

200/10000 Characters **Rephrase** 3 Sentences

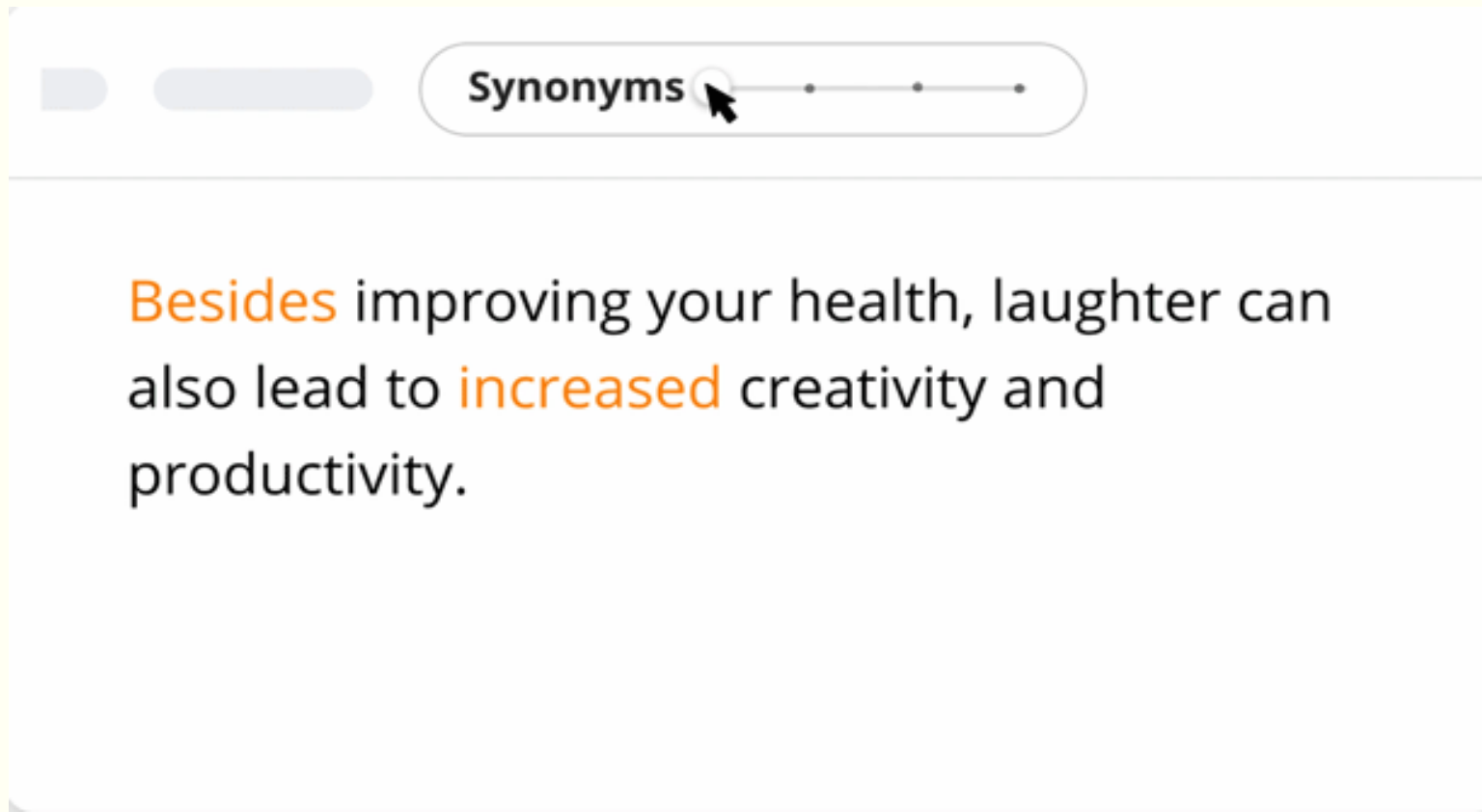
● Changed Words — Structural Changes ● Longest Unchanged Words ⓘ

# HOW TO USE QUILLBOT

---

---

- You can make some more adjustments in the paraphrased version by adjusting the synonym level or (word flipper) from the slider option above the blank fields.



# First examples of QuillBot free vs premium versions

---

- If you're a free member, you can try paraphrasing using two modes – standard and fluency. Click on each mode and paraphrase to see which version suits you the best.
- Paid members get to use all the modes, including standard, fluency, creative, creative+, formal, shorten, and expand. These modes can deliver more professional paraphrasing.
- Try different modes and tweak your content to get the best output that stands free from plagiarism.

# QuillBot Free Version



QuillBot

Paraphraser

Summarizer

Grammar Checker Beta

Extensions ▾

Get Premium



Modes: Standard Fluency Creative Creative+ Formal Shorten Expand Synonyms:


E-learning is one of impact of the development of information and communication technology (ICT) applied in education using the accessible website. The purpose of this research is to know the implementation of the Institution's E-Learning Platform and to know the strengths and weaknesses of the implementation of the Institution's E-Learning Platform of ITB AAS Indonesia. This research applies descriptive qualitative . The result of the study shows that ITB AAS Indonesia began implementing e-learning to support face-to-face classrooms in the academic year 2020/2021. E-learning's platform was made based on Learning Management System (LMS) that can be accessed at the institution website.



693/700 Characters

Rephrase

E-learning is one of the effects of the advancement of information and communication technology (ICT) in education through the use of a website that is easily accessible. The goal of this study is to learn about the implementation of the Institution's E-Learning Platform, as well as the strengths and limitations of the ITB AAS Indonesia's E-Learning Platform implementation. This study employs descriptive qualitative methods. The study found that in the academic year 2020/2021, ITB AAS Indonesia began adopting e-learning to supplement face-to-face classes. Learning Management System (LMS) was used to create the E-learning platform, which may be accessible through the institution's website.



1/5 Sentences



# Quillbot Premium Version



QuillBot PREMIUM

Paraphraser

Summarizer

Grammar Checker Beta

Extensions ▾



Modes: Standard Fluency Creative Creative+ Formal Shorten Expand Synonyms:

E-learning is one of impact of the development of information and communication technology (ICT) applied in education using the accessible website. The purpose of this research is to know the implementation of the Institution's E-Learning Platform and to know the strengths and weaknesses of the implementation of the Institution's E-Learning Platform of ITB AAS Indonesia. This research applies descriptive qualitative. The result of the study shows that ITB AAS Indonesia began implementing e-learning to support face-to-face classrooms in the academic year 2020/2021. E-learning's platform was made based on Learning Management System (LMS) that can be accessed at the institution's website.



E-learning is one of the effects of the advancement of information and communication technology (ICT) in education via the use of a website that is easily accessible. The goal of this study is to learn about the implementation of the Institution's E-Learning Platform, as well as the strengths and limitations of the ITB AAS Indonesia's E-Learning Platform implementation. This study employs descriptive qualitative methods. The research found that in the academic year 2020/2021, ITB AAS Indonesia started using e-learning to supplement face-to-face classes. The platform for e-learning was created using a Learning Management System (LMS) that can be accessible via the institution's website.

694/10000 Characters

Rephrase



5/5 Sentences



# What are The Quillbot Modes?

---

- ❑ Modes are a setting that change what the QuillBot AI will focus on when you paraphrase. Each mode has specific things it focuses on in your text. There are seven modes total.
- Free accounts receive Standard and fluency modes.
- Premium accounts receive the additions of Creative, Formal, Shorten, and Expand modes.

# Quillbot Modes

---

- **Standard.** This mode is the default. It balances changing the text with maintaining the original meaning to make it sound as natural as possible.
- **Fluency.** This mode ensures there are no grammatical mistakes and that the text sounds genuine. The least amount of changes are made in Fluency mode, but the meaning stays exactly the same. Synonyms are put on the lowest setting.
- **Formal.** This mode changes the text to look and sound more professional. This is a great option for writing in academic or business contexts.

# Quillbot Modes

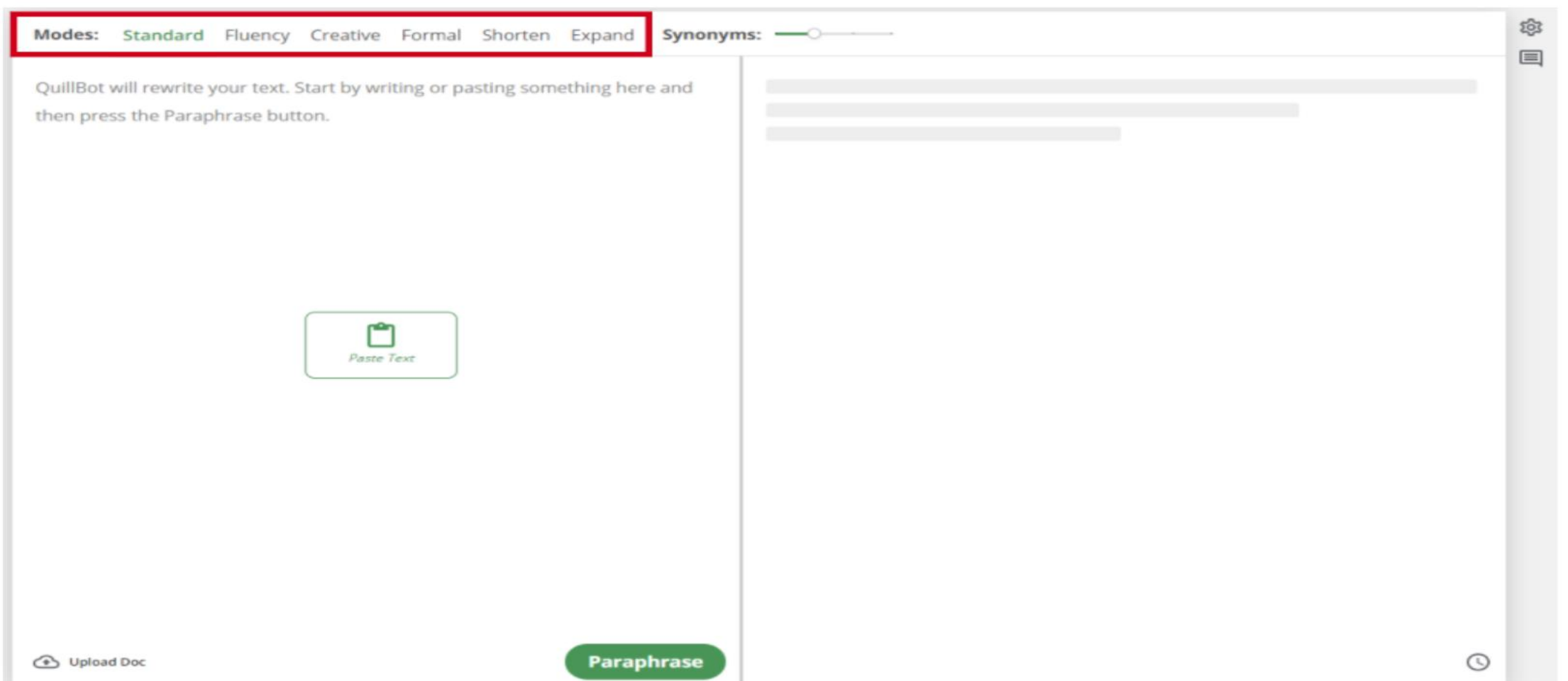
---

- **Simple.** This mode seeks to make your text less difficult to read and more accessible.
- **Creative.** This mode makes the most amount of changes to the text so it looks and sounds entirely different. It is possible that the meaning will be altered using this mode.
- **Shorten.** This mode shortens the text as much as possible while retaining the original meaning. This is good for reducing overall word count.
- **Expand.** This mode increases the length of the text as much as possible by adding more words. This is good for when you need a higher overall word count.



# How do I change the mode?

You can change a mode by clicking on the name of the mode you want to select. The modes' location is circled in red in this image:



The screenshot displays the QuillBot web interface. At the top, there is a navigation bar with the following elements:

- Modes:** A dropdown menu with options: **Standard** (highlighted in green), Fluency, Creative, Formal, Shorten, and Expand. This entire menu is enclosed in a red rectangular box.
- Synonyms:** A slider control with a green indicator.
- Settings and chat icons on the right side.

The main content area contains the following elements:

- Instructional text: "QuillBot will rewrite your text. Start by writing or pasting something here and then press the Paraphrase button."
- A "Paste Text" button with a clipboard icon.
- An "Upload Doc" button with a document icon at the bottom left.
- A large green "Paraphrase" button at the bottom center.
- A refresh icon at the bottom right.

# Why are there colours on the words?

---

- After paraphrasing , you locate your text in different colours. The colours on the words help you see respectively:
  - Change of the word
  - Structure change
  - Unchanged text

# Example of the colours on the Words

The screenshot displays a plagiarism checker interface with two columns of text. The left column contains the original text, and the right column contains the rephrased text. A legend at the bottom right identifies the color coding: orange for 'Changed Words', yellow for 'Structural Changes', and blue for 'Longest Unchanged'. A 'Rephrase' button is visible between the columns. The interface also includes a character count (606/10000), a '1/5 Sentences' indicator, and various utility icons like copy, download, and refresh.

Modes: Standard Fluency Creative Creative+ Formal Shorten Expand Synonyms:

Top Free online plagiarism detection tool and software for academicians  
Plagiarism checker is an online tool that helps writers, bloggers, and webmasters to check for plagiarism. It scans and compares files against the submitted text whether you are doing it for your own research or for others' works.

Manually checking for plagiarized content is time consuming and inefficient and software eases this burden for students and teachers by automating the process. Such software can come with algorithm based detection features, plus useful capabilities like writing suggestions and citation generators.

606/10000 Characters

Rephrase

1/5 Sentences

Top Free Plagiarism Detection Software and Tools for Academics  
Plagiarism checker is an internet application that checks for plagiarism in authors, bloggers, and webmasters. It searches and compares files to the submitted text, whether you're working on your own project or someone else's.

Manually screening for plagiarised information is time consuming and wasteful, so software automates the process to make it easier for students and professors. Such software may have algorithm-based detection capabilities, as well as beneficial features such as writing suggestions and citation generators.

● Changed Words ● Structural Changes ● Longest Unchanged Copy Full Text

# Conclusion

---

- Quillbot is capable of defeating any plagiarism detection software, including Turnitin.
- It paraphrases content word for word and creates almost original content.
- As a result, plagiarism detector software like Turnitin cannot identify paraphrasing from Quillbot. But it will identify paraphrasing if Quillbot paraphrases numerous articles from a single online source.
- It is strongly suggested to do proofreading to your work to make it appear more genuine; otherwise, your content may come under suspicion.



# QuillBot

**Thank you for Listening**

