


Revisiting IPR: A perspective of current orthodontic techniques

Prof Dr Ali I Al-Bustani

BDS, MSc, MPhil PhD (Orthodontics)
(King's College London, UK)


***STANDING ON THE SHOULDERS
OF GIANTS***



Learning Objectives



- To discuss the philosophy of IPR (Opponents vs. Proponents)
- To highlight the significant role of IPR in contemporary orthodontic treatment techniques
- To demonstrate IPR tools with some clinical cases



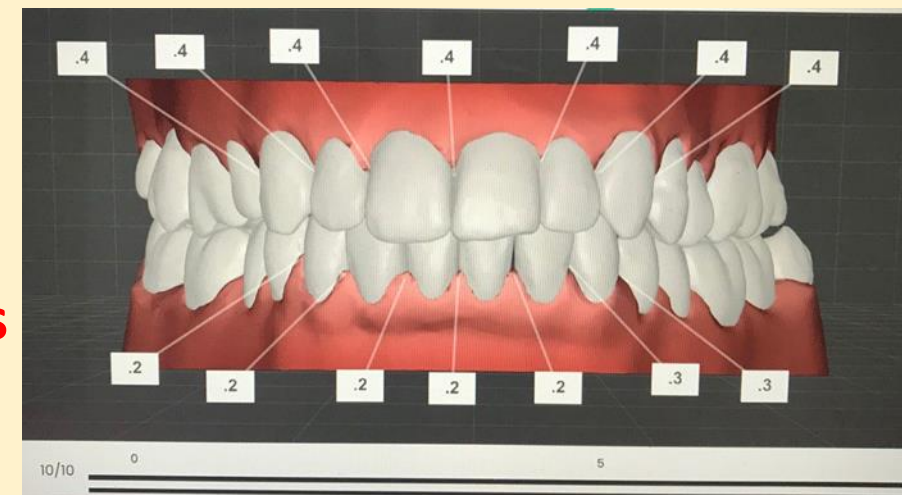
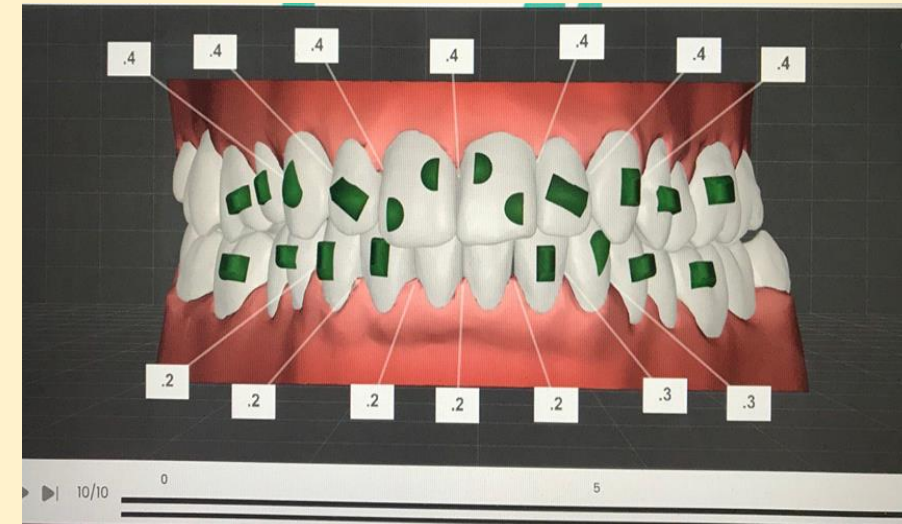
Interproximal Reduction (IPR)

- In the past: 2 schools
- Philosophy (if done properly): saving teeth from extraction!
- Novel orthodontic systems (Insignia, Clear Aligners, SL braces)

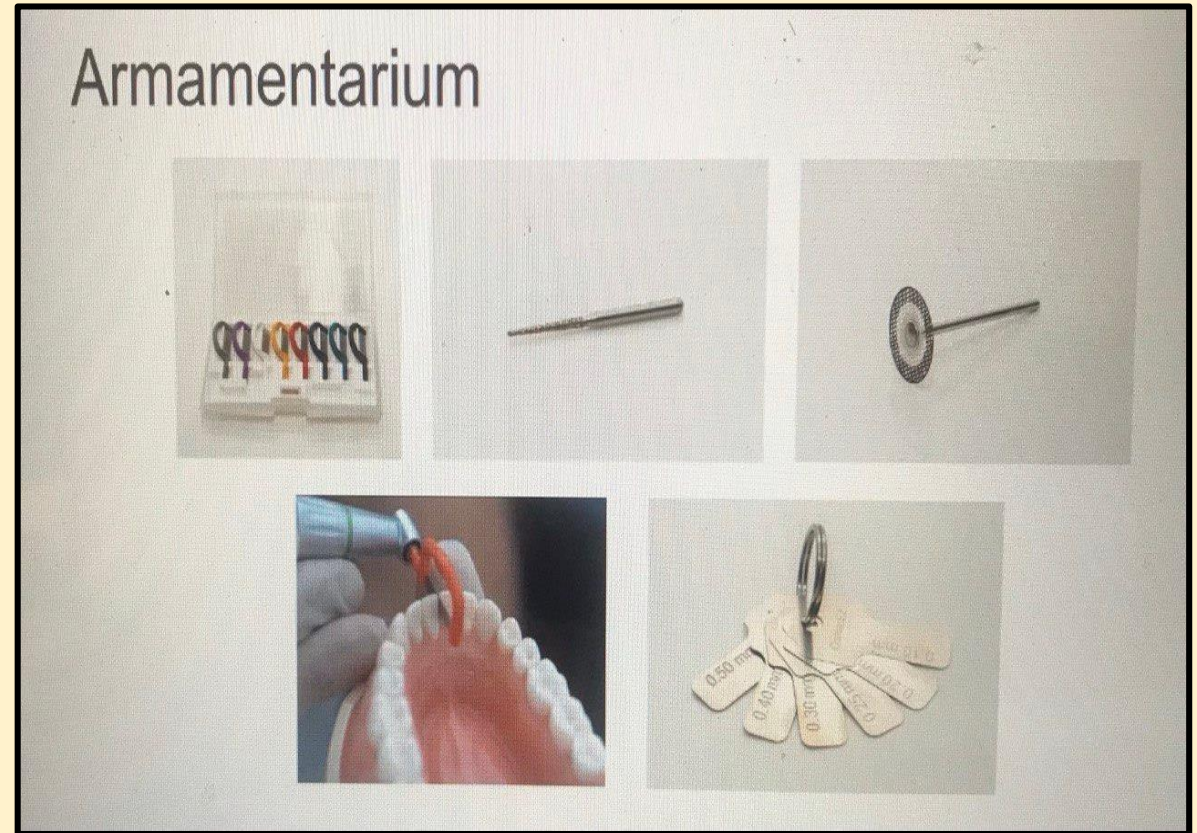

Interproximal Reduction (IPR)

Important tips when doing IPR:

- ❖ Use separators before IPR (if possible)
- ❖ Wedge insertion at time of IPR
- ❖ Start with fine strippers or very fine diamond burs
- ❖ Maintain the contour of teeth
- ❖ Polish (smoothen), add fluoride to the proximal surfaces



Armamentarium



Conclusions

- With the advent of new orthodontic techniques such as CA, Insignia and SL systems, the adoption of IPR became very popular.
- When done properly, IPR can save teeth from extractions with minimal proximal enamel damage.
- Always try it first on the posterior teeth, especially the distal sides.

