



الاخصاب المختبري في حيوانات المزرعة، الإبقار مثالا

**In Vitro ?** in Farm Animals, Bovine as an Example

م.د. حمزة عبد السلام المعموري



### Introduction

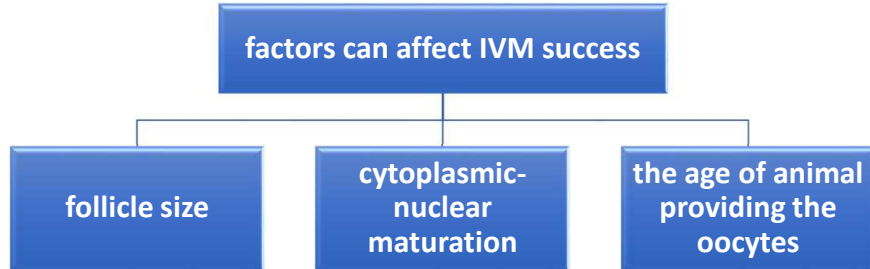
#### Challenges with *in vitro* production of embryos



- There is a big mistake to name the whole process of *in vitro* as IVF, but the right name is *in vitro* production of embryos (IVP).
- IVP consists of three steps:
  - In vitro maturation (IVM)
  - In vitro fertilization (IVF)
  - In vitro culture (IVC).
- Each step in IVP procedure has problems leading to a decrease of IVP efficiency.



## 1. Challenges with *in vitro* maturation of oocytes

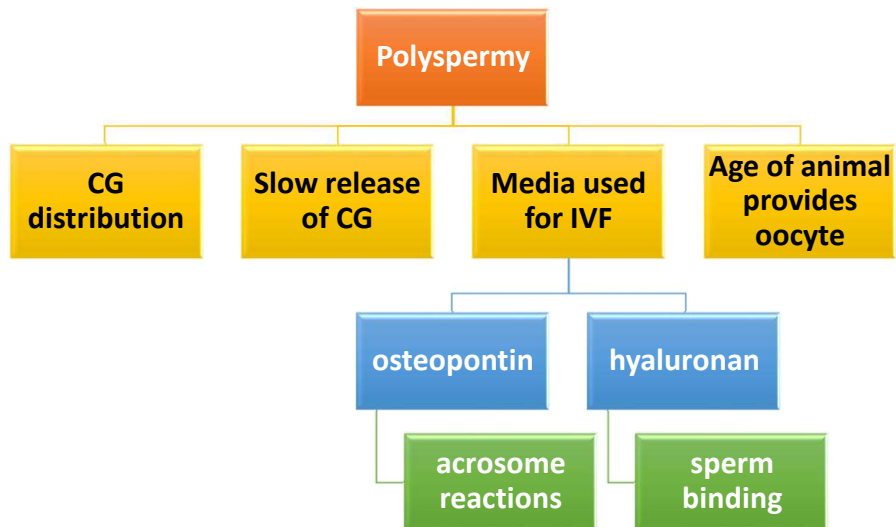


***In vitro* maturation is the main key to the IVP process's success.**



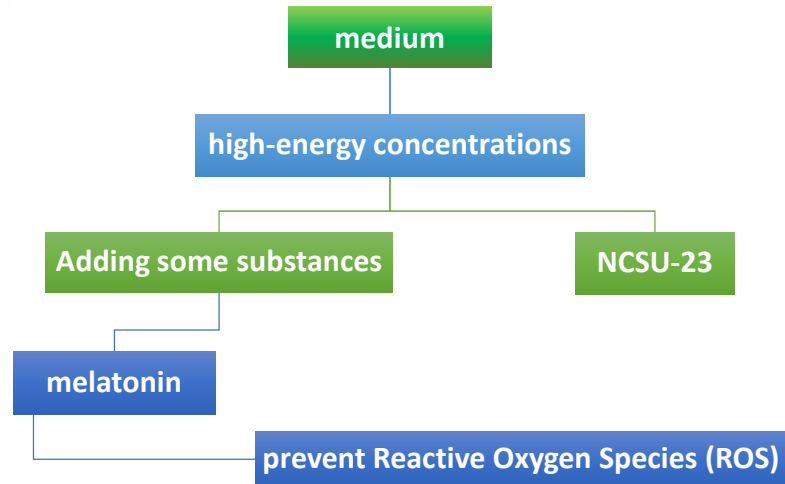
## 2. Challenges with *in vitro* fertilization (IVF)

- The main problem affecting IVF is polyspermy

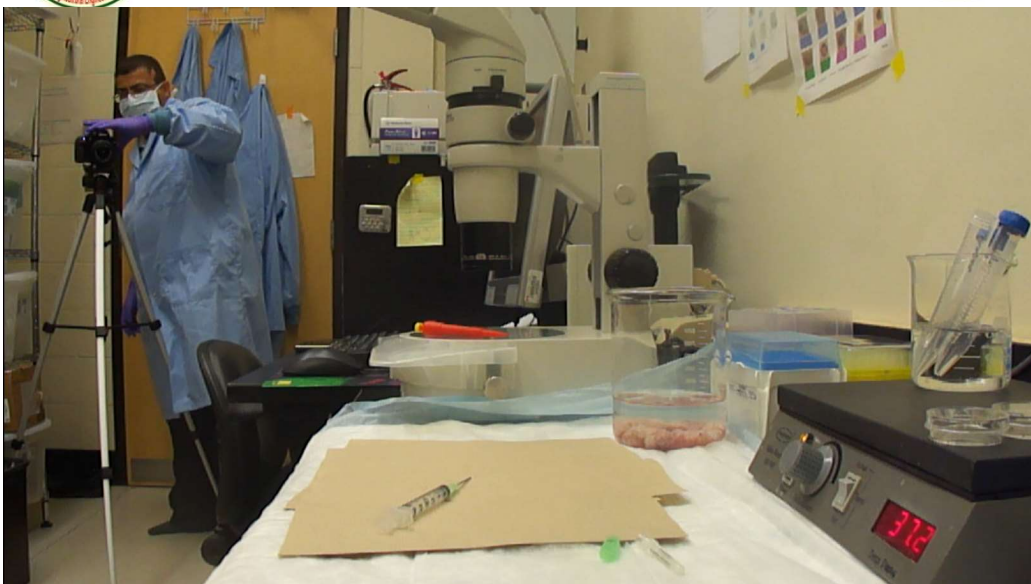




### 3. Challenges with *in vitro* culture (IVC)

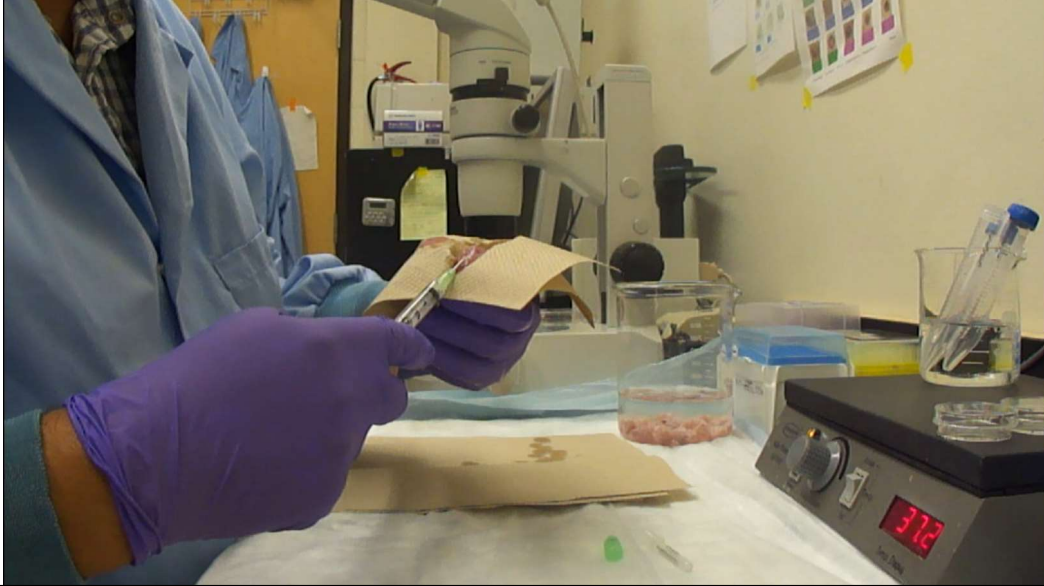


### The lab

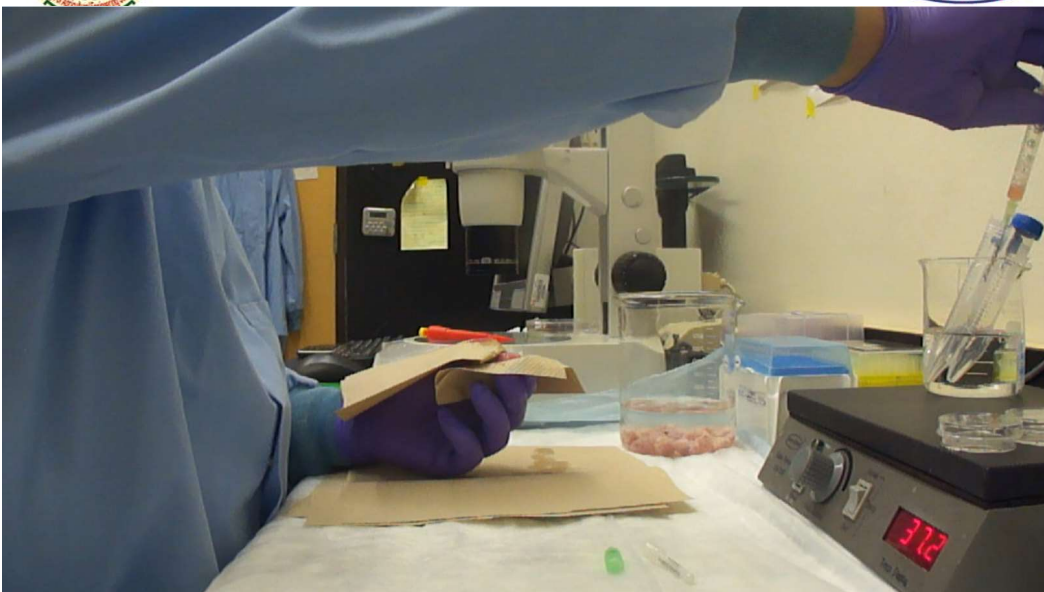




**Dry the ovaries and get the COCs**

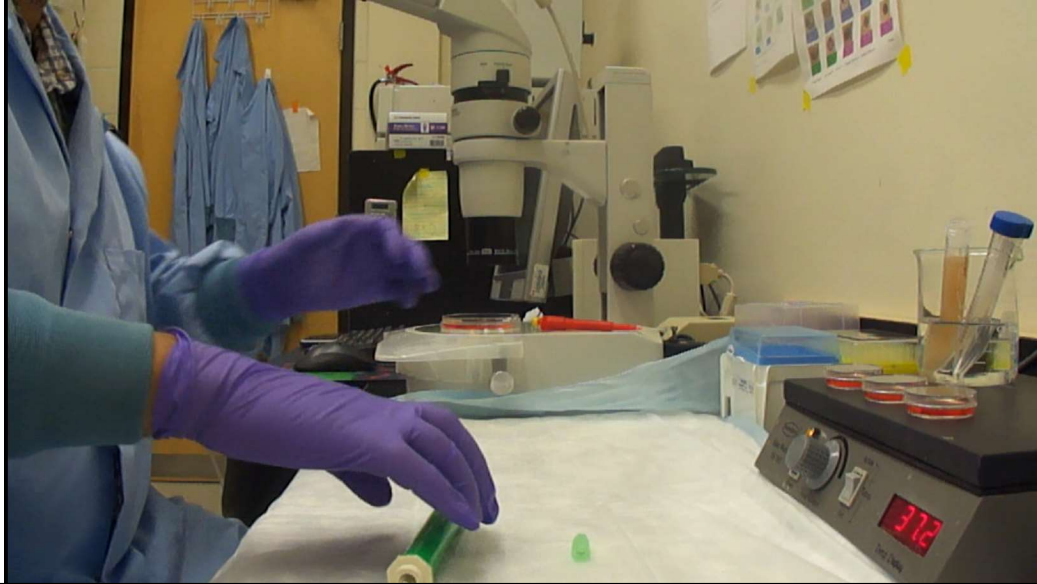


**COCs in the water bath**

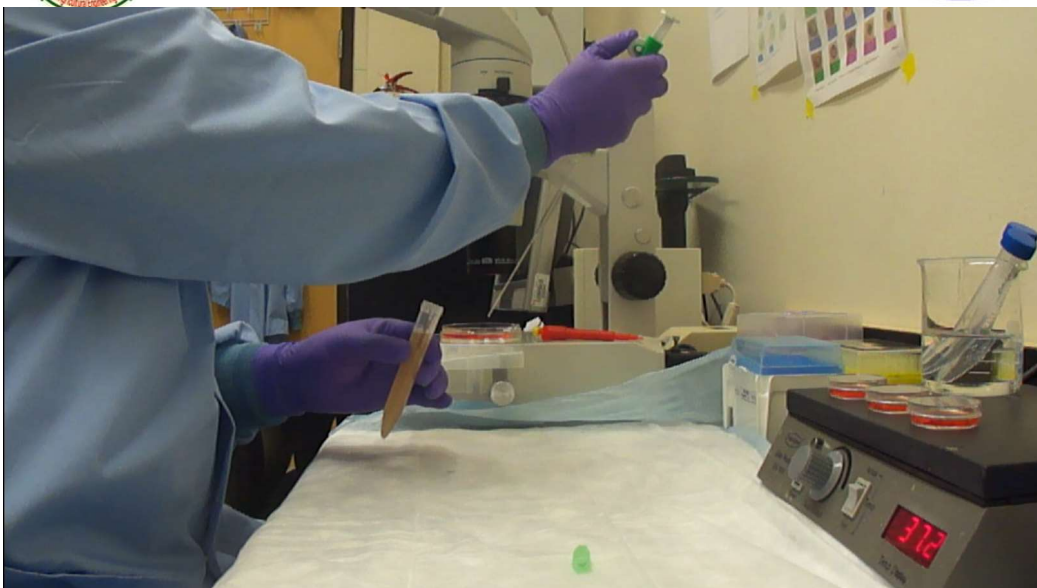




Using a pipet to transfer the COCs



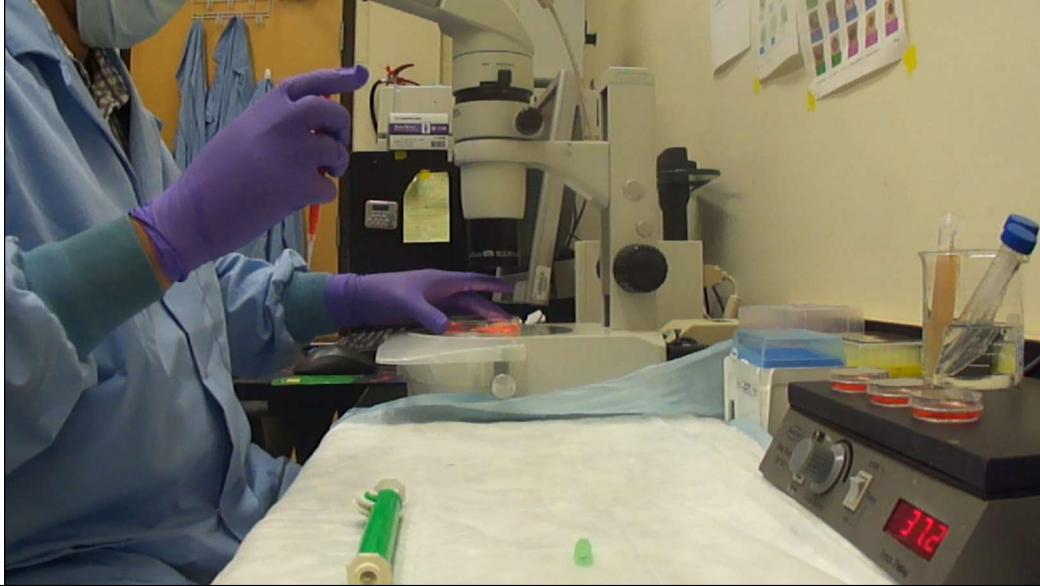
Transfer the COCs from the tube to the washing media



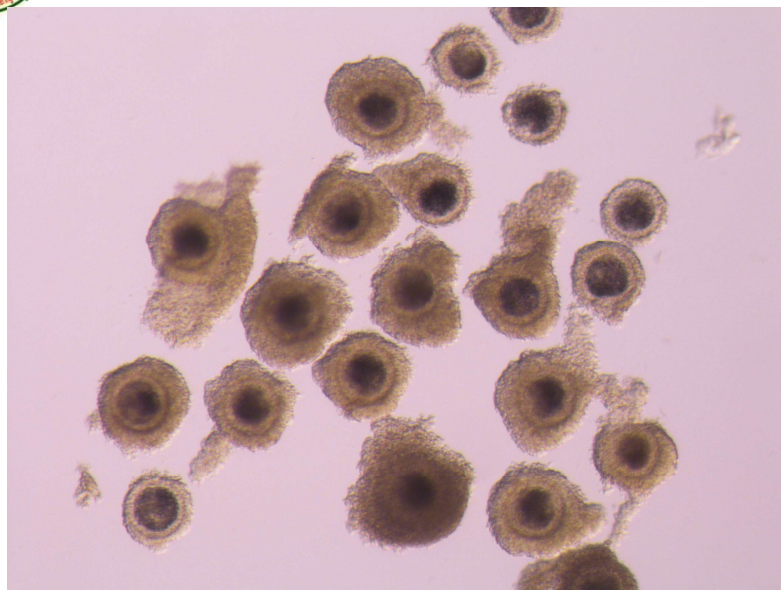




Mixing the COCs and scan them

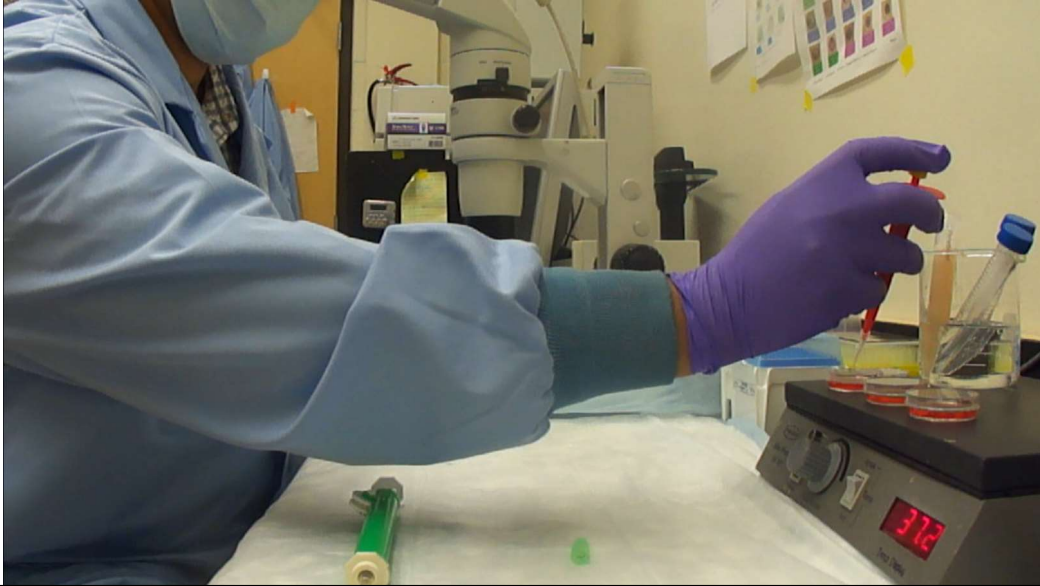


Pick G1 or G2 COCs

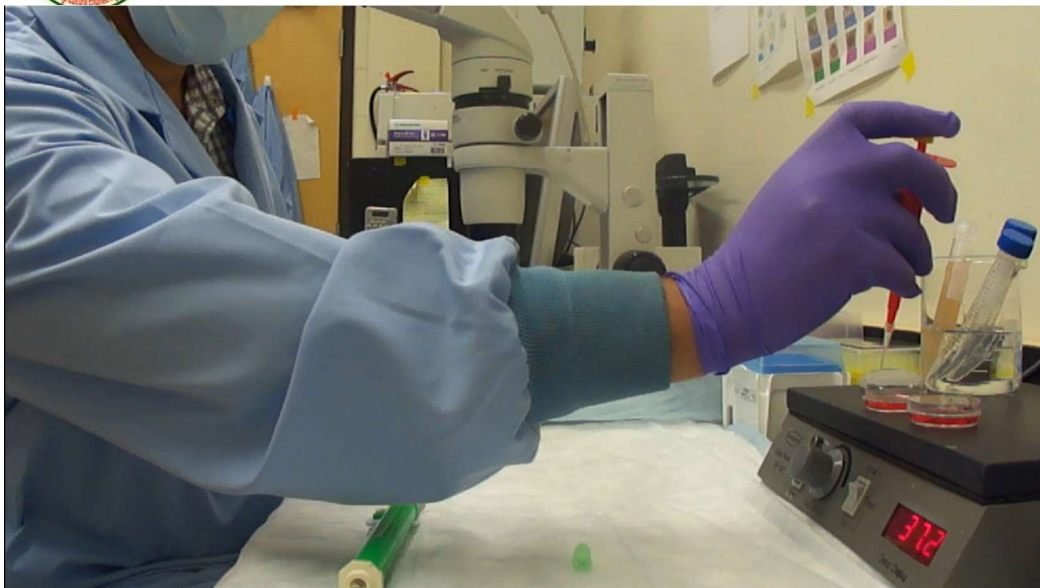




**Transfer the COCs to the 1<sup>st</sup> washing dish**

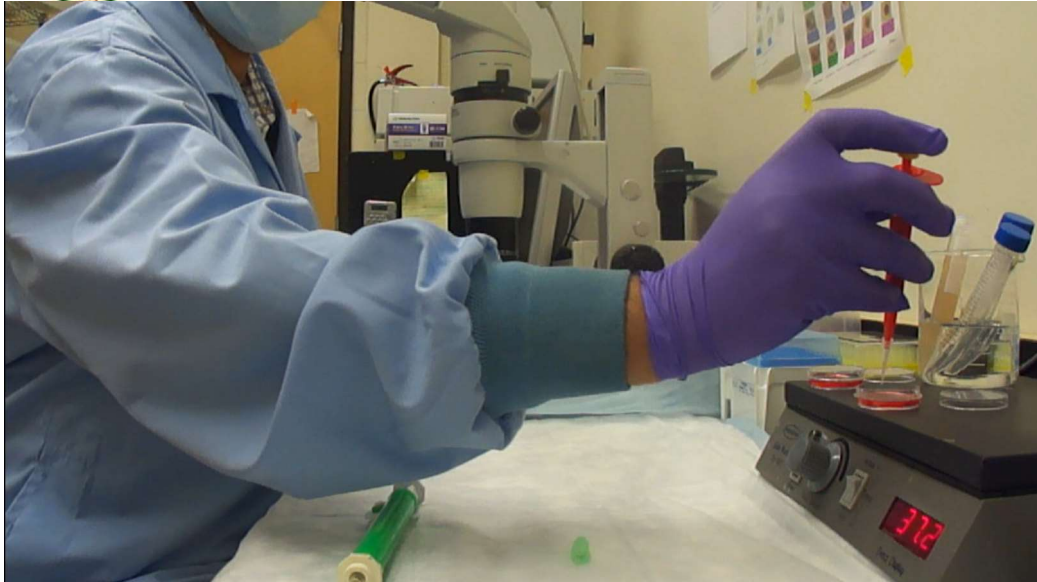


**Transfer the COCs to the 2<sup>nd</sup> washing dish**

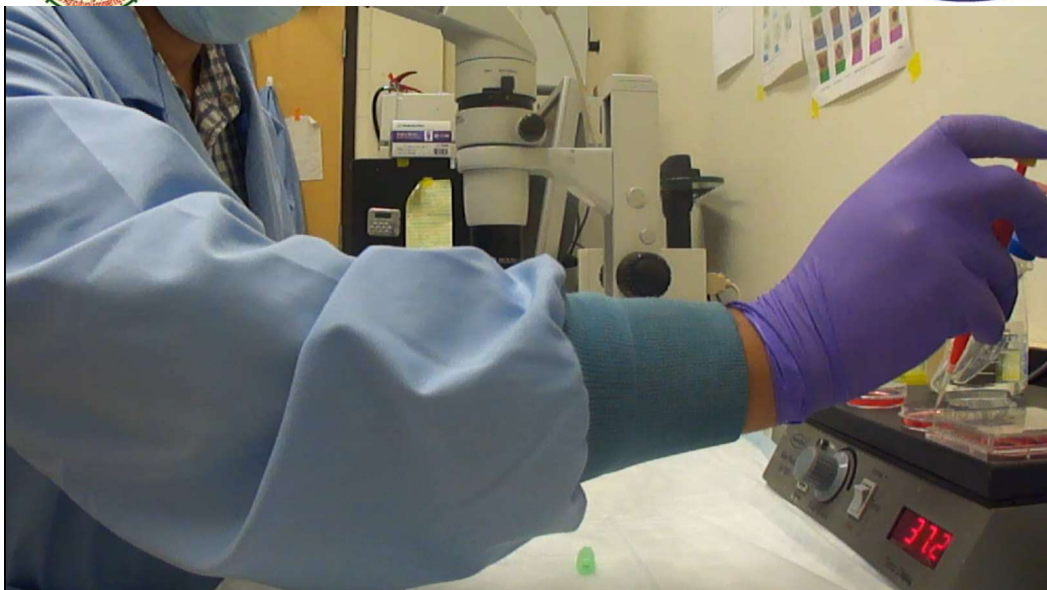




**Transfer the COCs to the 3<sup>rd</sup> washing dish**



**Transfer the COCs to the maturation dish**



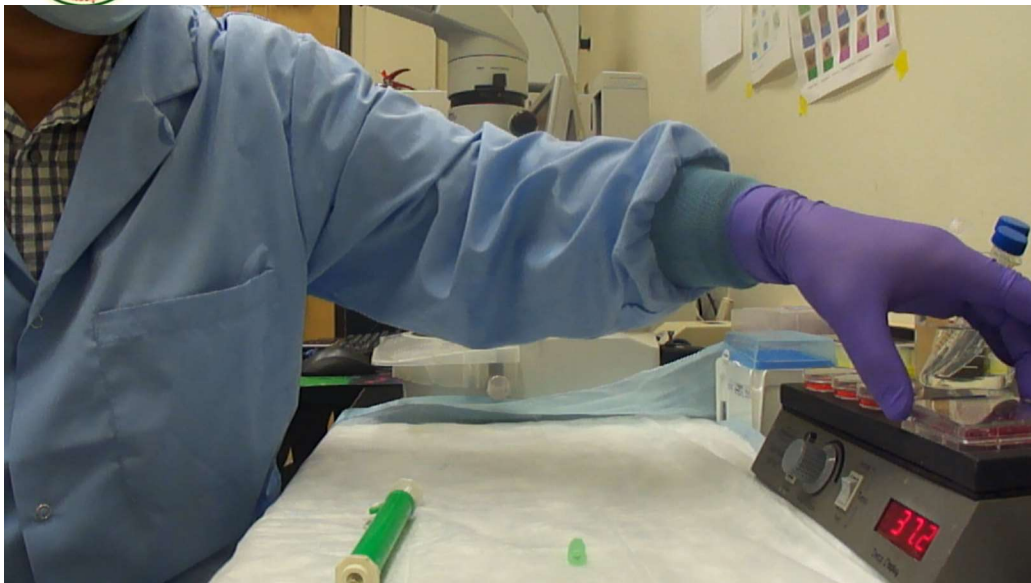


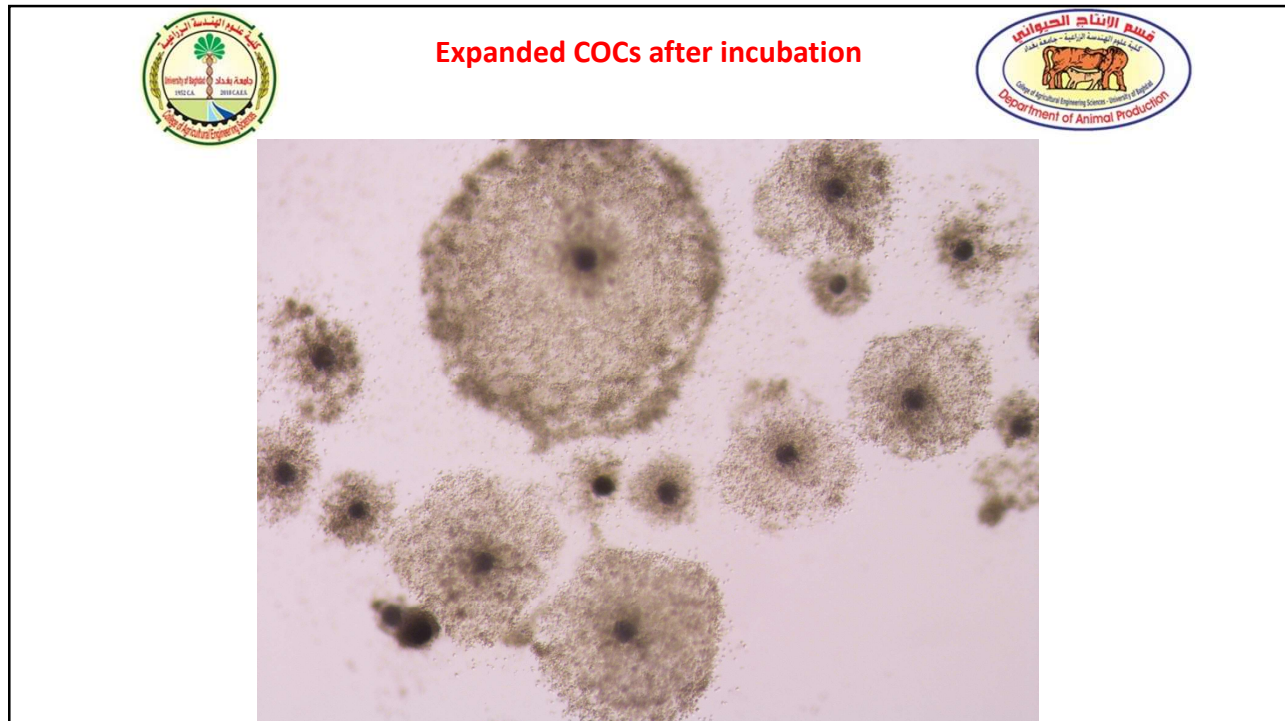


**Transfer the COCs to the 4-well dish**



**Incubate the 4-well dish in the incubater**





**Table 1: Many of the maturation media**

	Ringer	PBS	Tyrode	Earle	Hank's	D-Hank's	Dulbecco TCM 199
NaCl	9.00	8.00	8.00	6.80	8.00	8.00	8.00
KCl	0.42	0.20	0.20	0.40	0.40	0.40	0.20
CaCl <sub>2</sub>	0.25	-	0.20	0.20	0.14	-	0.10
MgCl <sub>2</sub> 6H <sub>2</sub> O	-	-	0.10	-	-	-	0.10
MgSO <sub>4</sub> 7H <sub>2</sub> O	-	-	-	0.20	0.20	-	-
Na <sub>2</sub> HPO <sub>4</sub> H <sub>2</sub> O	-	1.56	-	-	0.06	0.06	-
NaH <sub>2</sub> PO <sub>4</sub> 2H <sub>2</sub> O	-	-	0.05	0.14	-	-	1.42
KH <sub>2</sub> PO <sub>4</sub>	-	0.20	-	-	0.06	0.06	0.20
NaHCO <sub>3</sub>	-	-	1.00	2.20	0.35	0.35	-
Glucose	-	-	1.00	1.00	1.00	-	-
Phenol red	-	-	-	0.02	0.02	0.02	0.02

Yang and Xiong(2012)



**Table 2: Culture conditions used for in vitro maturation of bovine oocytes.**



Media type	Hormone	Additional Factors	Protein source	Temperature	Atmospherics	IVM time
TCM199	1 µg/mL FSH 12 IU/mL LH 0.1 IU/mL hCG 1 µg/mL 17β-Estradiol	10 ng/mL EGF	10% FBS 0.2-7 mg/mL BSA	38-39 C	5% CO <sub>2</sub> in air	22–24 h

Bahrami and Cottee, 2022



**Table 3: Effects of two maturation media on in vitro development of bovine in vitro maturation (IVM)-in vitro fertilization oocytes**



IVM medium*	No. of oocytes examined (replicates)	Numbers (%) of oocytes developed to					
		≥2 cells	≥8 cells	Morula	Blastocyst at		
					Day 7	Day 8	Day 9
mTCM199	133 (7)	108 (80.3 ±8.4)	88 (64.9± 17.3)	66 (49.0± 13.5)	56 (40.8 ± 13.5)	58 (42.4± 14.6)	59 (43.3± 15.3)
mTCM199+ FBS fraction	157 (7)	139 (87.7 ± 6.9)	119 (76.6± 7.6)	95 (61.4± 9.0)	69 (46.0± 10.1)	77 (51.2± 9.9)	81 (53.4 ± 9.5)

\* Modified TCM199 (mTCM199): 10 mmol/L HEPES-buffered TCM199

Note: Values are means ± standard deviations.

Momozawa, 2020



# The end

**If you are interested in the next steps, I will do other workshops about IVF and IVC.**

# Thanks